



Halogen & Fluorescent Lighting Solutions

Feature & Decorative Lighting Systems

Hera[®]



Best Service. Best Value. Best Advice.

Contents	Page
<hr/>	
Halogen Surface-Mounting Spotlights Solutions	
AL / BLG / SH / UL Spotlights.....	4
Connecting System	5
Replacement Halogen lamps.....	5
Surface-Mounting Spotlight Applications	5
<hr/>	
Halogen Compact Halogen Downlight Solutions	
KB12 / ARF	6
ARF Sensor Switch	6
EBS Sensor Switch	6
Distance Rings.....	7
Micro Door Switch	7
ELT Safety Isolating Transformer	7
<hr/>	
Slimlite Fluorescent Lighting Solutions	
Slimlite SL Compact Fluorescent.....	8
Slimlite Cables and Light Connector	9
Slimlite Fluorescent Switch SLS Central	9
Slimlite Modular Snap-in Design System	9
<hr/>	
Furniture and Cabinet Fluorescent	
Flat Furniture Fluorescent and Cables	10
Interior Cabinet Fluorescent with 'Magic Eye'	10
Flat Furniture Fluorescent Applications	10
<hr/>	
Special Order Products	11
<hr/>	
Dimensions and Specifications	12
<hr/>	
Product Comparison Chart.....	14

Halogen and Fluorescent Lighting Solutions

Set your world alight with Lincoln Sentry's range of high quality Hera lighting products. Hera is one of the leading manufacturers in the lighting market, with satisfied customers worldwide. Ideal for cabinets, kitchens, shelving and bathrooms or any space where feature or decorative lighting is needed.

Lincoln Sentry / Hera lighting systems provide the perfect blend of detail, form and function. Installation is simple, and lighting systems are easily managed by low cost safety isolating transformers (no electrician required).

Contact Lincoln Sentry, for a range of quality designer products to suit your individual needs.

Hera®



Diverse applications, limited only by your imagination



Hera lighting products are suited to both domestic and commercial environments

Halogen Surface-Mounted Spotlight Solutions

AL Attractive Surface-Mounting Spotlight



- Finish: Stainless Steel (1-631-380)
- Ideal for bookshelves, cabinets and entertainment areas
- High-quality luminaire, brushed stainless steel housing
- Halogen spotlight MH14 12 Volt : 10 Watt or 20 Watt
- Includes 1800mm extension cable
- Easy installation, ready to go in minutes
- ELT transformer system required (page 7)

BLG Arc Light with Swivel Head



- Finish: Matt Nickel (1-631-433)
- Suitable for your kitchen, bathroom and living room, also displays and exhibition booths
- Swivel head for creating accents/highlights
- High quality all metal housing
- Welded fixing clamp for firm hold
- High light output with minimal energy usage
- MR16 replacement halogen bulb available (page 5)
- ELT transformer system required (page 7)

SH Inclined Surface-Mounting Spotlight



- Finish: Stainless Steel (1-631-230)
- Reflector angle of inclination 22.5° to create feature lighting for niches, shelves and cabinets
- Aluminium reflector for high reflection in chrome
- Opaque glass cover
- Easy lamp replacement
- Plastic housing with textured stainless steel finish
- ELT transformer system required (page 7)

UL The 'Striking' Triangular Spotlight



- Finish: Stainless Steel (1-631-335)
- Ideal for under-cabinet applications
- Delta form for optimal illumination of work areas
- Brushed high-grade stainless steel luminaire housing
- Halogen spotlight KB12 12 Volt / 10 Watt or 20 Watt with 1800mm connecting cable
- "Invisible" installation with only one screw
- Easy clip-on halogen spotlight
- ELT transformer system required (page 7)
- EBS sensor switch can be connected to UL Triangular Spotlight



NVG10 Connecting System Suit Spotlights



- Length: 2000mm (1-631-635)
- High capacity, low voltage connecting system
- Easy connection from transformer to halogen spotlights
- Socket housing for subsequent fitting to prepared cable ends
- Surface coated contacts, plastic cable housing
- Cables 2 x 0.75mm diameter
- Suits ARF, KB12, AL, BLG, SH and UL spotlights

Replacement Halogen Lamps



MR16 Lamp



HB10 Lamp

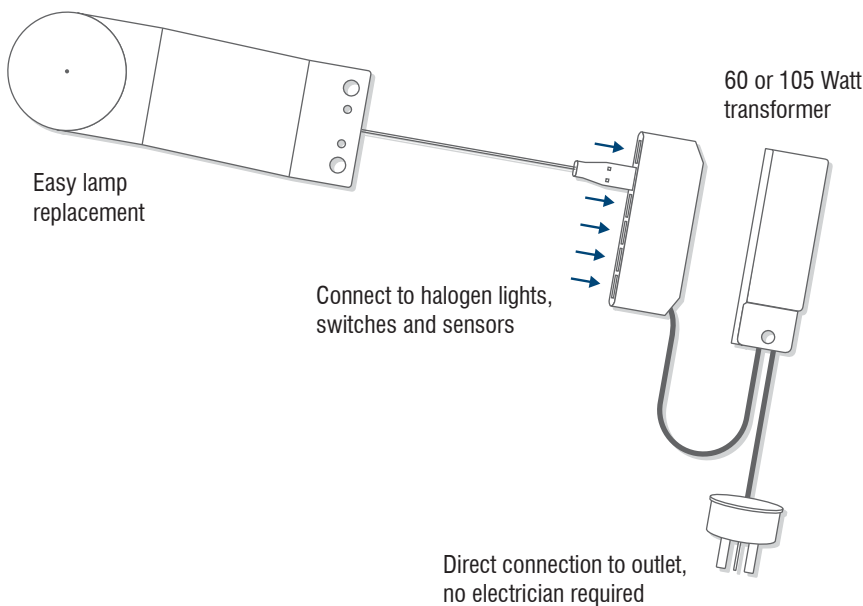
MR16 Replacement Lamp Suit BLG

- Wattages: 20 Watt (1-631-665)
- Replacement halogen bulb, 11 - 60° beam angles
- Average bulb life approximately 3000 hours
- Suits BLG swivel head luminaire (page 4)

HB10 / HB20 Replacement Lamp

- Wattages: 10 Watt (1-631-655), 20 Watt (1-631-660)
- Premium bi-pin replacement lamps, approx 2000 hours life
- Suits ARF, KB12, AL, BLG, SH and UL spotlights

Surface - Mounting Spotlight Applications



Set special accents in the kitchen, bathroom and living areas



The 'Striking' Luminaire with brushed high grade stainless steel housing

Compact Halogen Downlight Solutions

KB12 Compact Downlight



KB12 Compact Downlight Kit

- Finishes: White (1-631-000), Stainless Steel (1-631-005)
- Kit includes 3 x KB12 downlights, 1 x 70 Watt transformer

KB12 Compact Downlight (Single)

- Finishes: Chrome (1-631-030), Stainless Steel (1-631-035), Gold (1-631-040), White (1-631-045), Black (1-631-050)
- Only 1.5mm overall height with "pocket hole" installation
- Aluminium reflector for high reflection in chrome
- Suitable for panels with 16mm minimum thickness
- Recommended for surface mounting (distance rings page 7)
- ELT transformer system required (page 7)
- Easy lamp replacement, 20 Watt lamp standard, 10 Watt optional

Touch Sensor Switch to suit ARF Downlight



- Finish: Stainless Steel (1-631-152)
- Extend the possibilities of the ARF range with this optional sensor switch, finished in stainless steel
- Simply touch sensor to activate or deactivate the circuit
- Suits EBS Sensor Switch (see right)

ARF "Cool" Halogen Downlight



ARF "Cool" Halogen Spotlight Kit

- Finishes: White (1-631-100), Stainless Steel (1-631-105)
- Kit includes 3 x ARF downlights, 1 x 70 Watt transformer

ARF "Cool" Halogen Downlight (Single)

- Finishes: Chrome (1-631-130), Stainless Steel (1-631-135), Gold (1-631-140), White (1-631-145)
- Only 1.2mm overall height with "pocket hole" installation
- Aluminium chrome reflector for better light
- Fitted with 2000mm connecting cable
- Easy lamp replacement, 20 Watt lamp standard, 10 Watt optional
- ELT transformer system required (page 7)

EBS Sensor Switch to suit ARF Downlight



- Electronic sensor switch (1-631-160), connects to the primary side between the safety isolating transformer and supply
- 230 Volts up to maximum 250 VA switching capacity
- Overall height only 28mm
- 1400mm cable to sensor
- Sensor switch must be insulated from conductive parts
- Suits ARF sensor switch (see left) and UL spotlights (page 4)



Distance Rings to suit KB12 Downlights



"Pocket hole" (16mm hole depth)



Semi-recessed (12mm hole depth)



Offset (no drilling into board)

DR12 Distance Ring 7mm to Suit KB12 Downlight

- Finishes: Chrome (1-631-060), Stainless Steel (1-631-065), Gold (1-631-070), White (1-631-075), Black (1-631-080)
- Provides a semi-recessed installation solution (middle picture)
- Simple snap-fit connection to spotlight

AR12 Distance Ring 23mm to Suit KB12 Downlight

- Finishes: Chrome (1-631-082), Stainless Steel (1-631-084), Gold (1-631-086), White (1-631-088), Black (1-631-090)
- Surface mounting solution requiring no drilling (lower picture)
- Simple snap-fit connection to downlight

ELT Safety Isolating Transformer



- Wattages: 70 Watt (1-631-600), 105 Watt (1-631-605)
- Effective cable management and system integration
- Includes 6 x NVS10 outputs for connection to halogen lights, switches, sensors and accessories
- Connect 10 and 20 Watt lights to match transformer load
- 230 Volt /11.5 Volt or 240 Volt /11.5 Volt rated
- 2000mm supply cable
- Short-circuit, overload-proof and stable at no load
- Reversible thermal protection

Micro Door Switch with Cable



- Micro switch for doors, to provide automatic on/off light switching (1-631-650)
- NVS10 cable ends for effective system integration, connects easily to ELT transformer, spotlights and downlights
- Two phillips head screws included for mounting



Diverse applications where cool light is required, particularly on wood



Provide a pleasing ambience with "cool" halogen lighting solutions

Slimlite Fluorescent Lighting Solution

Illuminating office furniture was a big challenge in the past. Most fixtures were big and bulky, provided a low light output, poor light quality, created a lot of noise from the ballast and had a high heat emission.

Slimlite is the solution! Its slender profile fits virtually any design. The built-in electronic ballast keeps things quiet. On top of that, a colour corrected light bulb provides plenty of light.

This fixture is easy to install with a snap-in system. You can combine several fixtures effortlessly. The modular connecting system makes it simple to create long, continuous lines of fluorescent lighting to fit any space. Its high light-output and an extremely low heat index make the Slimlite ideal for displays and cases.

More light, less heat, easier installation, more flexibility.



Slimlite is ideal for illuminating restricted spaces such as display cabinets (domestic or commercial)



The compact size of Slimlite fits even the narrowest space to display your products in their best light


Slimlite SL Compact, "Cool", Bright Fluorescent



- Available in:
7 Watt - Length: 257mm (1-631-555)
10 Watt - Length: 333mm (1-631-557)
18 Watt - Length: 512mm (1-631-559)
- Compact fluorescent ideal for restricted spaces
- Modular snap-in design system (page 9)
- Smaller dimensions, easy installation assembly clamps
- Very low operating temperatures, produces 50% more light
- Flat start due to electronic ballast, through wired allowing multiple unit installation to the one power source
- Total lamp wattage in one lighting row must not exceed 144 Watts, eg. 8 x 18 Watt Slimlites



Slimlite Cables and Light Connector



Slimlite Connecting Cable

- Lengths: 150mm (1-631-640), 300mm (1-631-641), 600mm (1-631-642), 1200mm (1-631-643)
- Links lights and switches within a modular system

Slimlite Power Supply Cable

- Length: 1800mm (1-631-647)
- Provides power within a modular system

Slimlite Fluorescent Light Connector

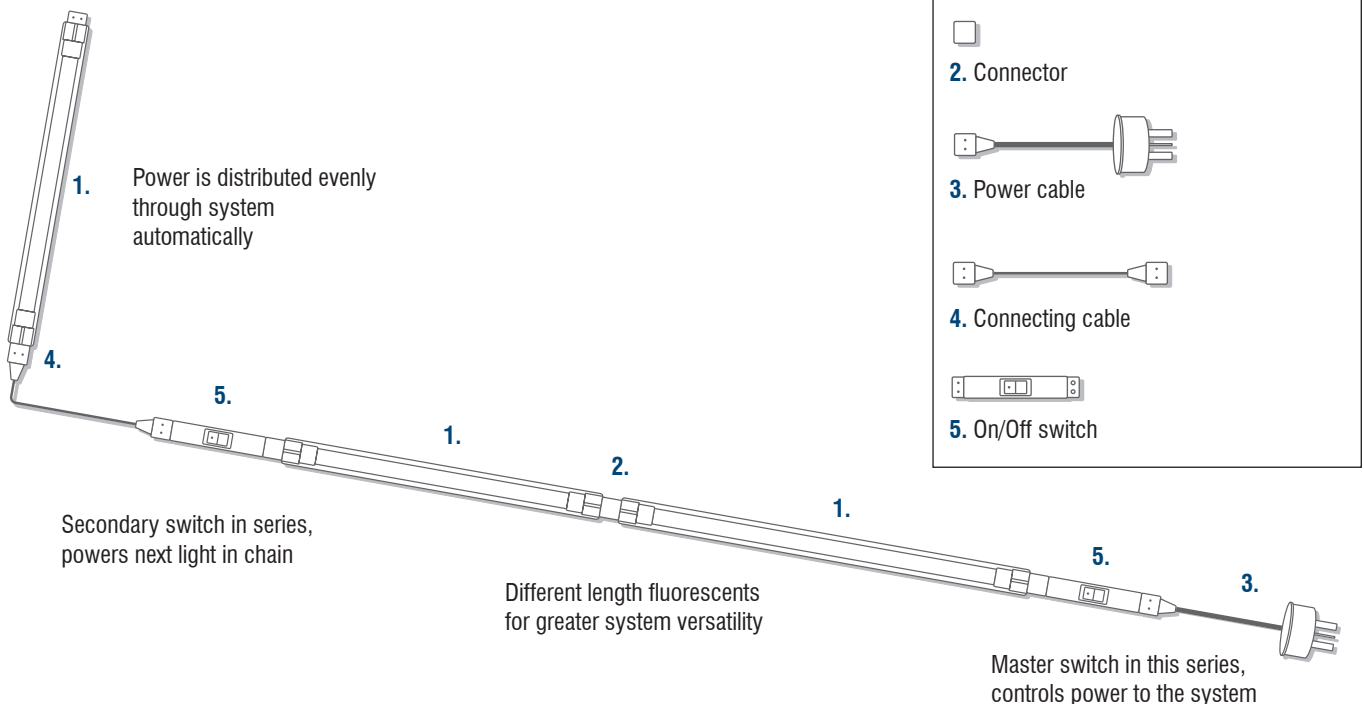
- Connector (1-631-645) allows connection of lights to other Slimlite lights and/or switches within a modular system

Slimlite Fluorescent Switch SLS Central



- On/Off rocker switch (1-631-652)
- For use with lights and cables within a modular system
- Refer to diagram below for application examples

Slimlite Modular Snap-in Design System



Furniture and Cabinet Fluorescent Lighting Solutions

MK2.1 Flat Furniture Fluorescent and Cables



MK2.1 Flat Furniture Fluorescent

- Available: 8 Watt - Length: 320mm (1-631-545), 13 Watt - Length: 550mm (1-631-546)
- Under-cabinet light for kitchen cabinets and furniture
- Extremely low-profile, front only 27mm, rear only 31mm
- Built-in on/off switch, plug connection integrated in housing

Connecting Cable suitable for MK2.1 Fluorescent

- Lengths: 500mm (1-631-610), 1000mm (1-631-615), 1500mm (1-631-620), 2000mm (1-631-625)

Power Supply Cable suitable for MK2.1 Fluorescent

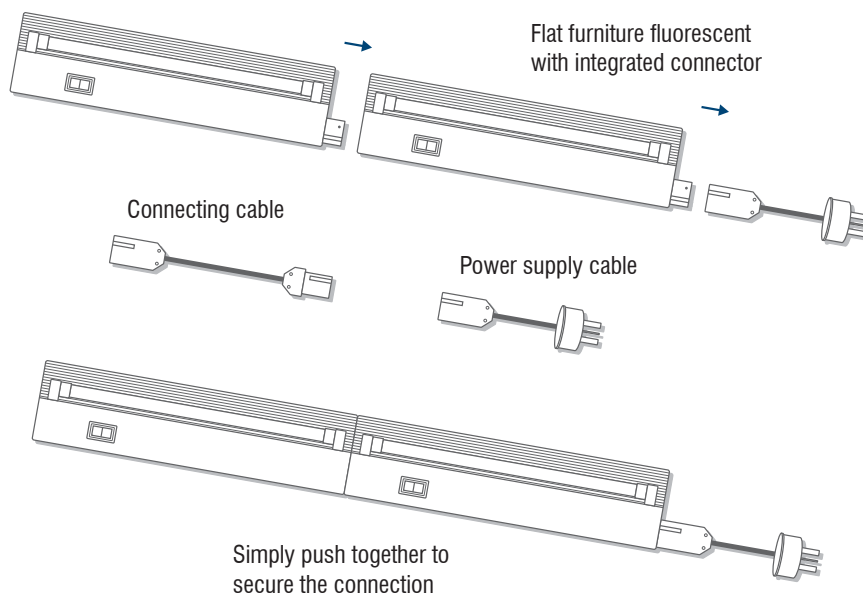
- Length: 1000mm (1-631-630)

SIL Interior Cabinet Fluorescent with 'Magic Eye'



- Available in: 7 Watt - Length: 480mm (1-631-565), 10 Watt - Length: 560mm (1-631-567), 18 Watt - Length: 735mm (1-631-569)
- Suitable for applications such as wardrobes
- Integrated 'Magic Eye' on/off door switch
- Light quality near daylight colour
- Distance between door and SIL can be up to 50mm
- 3000mm power supply cable
- Ready to assemble

Flat Furniture Fluorescent Applications



MK2.1 Under-cabinet fluorescent light with integrated connecting system



SIL Interior cabinet light with 'Magic-Eye' door switch (top right in picture)



Special Order Products

Rocket Designer Light for Mirrors or Pictures



- Chromed surface finish (1-631-440)
- Variable illumination by moveable reflector
- Glass covered light bulbs
- Easy lamp replacement
- High quality all-metal housing
- Real glass cover

Boston Ready-to-Assemble Light for Kitchens



- Length: 800mm, 2 x 9 Watt compact fluorescent luminaire Chrome (1-631-442)
- Length: 1200mm, 3 x 9 Watt compact fluorescent luminaire Light grey (1-631-444)
- Excellent illumination of the work top
- High quality aluminium housing
- Integrated switch on the side
- Very easy installation

Trento Attractive Surface-Mounting Light



- Chromed surface finished (1-631-446)
- Matt chrome surface finished (1-631-440)
- Variable illumination by moveable reflector
- Glass covered light bulbs
- Easy lamp replacement
- High quality all-metal housing
- Real glass cover

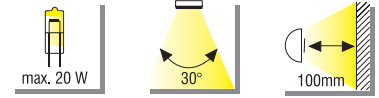
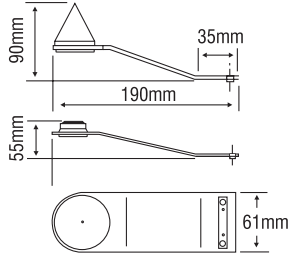
Las Vegas Ready-to-Assemble Light for Mirrors



- Chromed surface finish side assembly (1-631-450)
- Chromed surface finish top assembly (1-631-452)
- Excellent illumination
- Side or top assembly possible
- Flat start due to electronic ballast
- High quality aluminium housing
- Length: 800mm

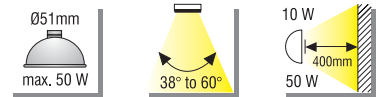
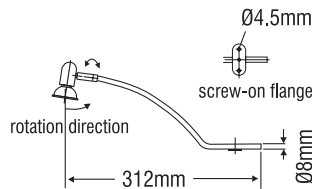
Dimensions and Specifications

AL Attractive Surface-Mounting Spotlight (page 4)



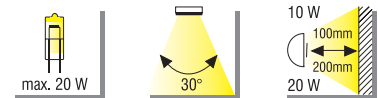
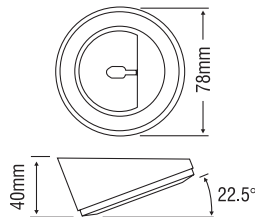
Finish	Code
Stainless Steel	1-631-380

BLG Arc Light with Swivel Head (page 4)



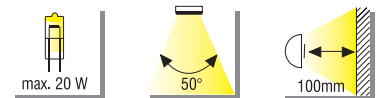
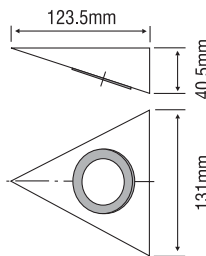
Finish	Code
Matt Nickel	1-631-433

SH Inclined Surface-Mounting Spotlight (page 4)



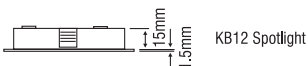
Finish	Code
Stainless Steel	1-631-230

UL The 'Striking' Triangular Spotlight (page 4)



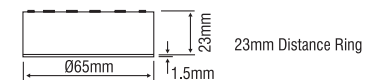
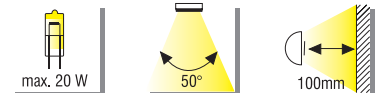
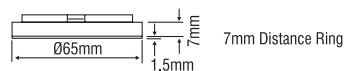
Finish	Code
Stainless Steel	1-631-335

KB12 Compact Downlight (page 6)



KB12 Downlight Kits (3 x KB12 Downlights and 70W Transformer)

Finish	Code
White	1-631-000
Steel Stainless	1-631-005



Finish	Code
Chrome	1-631-082
Stainless Steel	1-631-084
Gold	1-631-086
White	1-631-088
Black	1-631-090

Finish	Code
Chrome	1-631-030
Stainless Steel	1-631-035
Gold	1-631-040
White	1-631-045
Black	1-631-050

Finish	Code
Chrome	1-631-060
Stainless Steel	1-631-065
Gold	1-631-070
White	1-631-075
Black	1-631-080

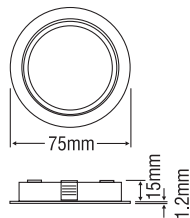


ARF "Cool" Halogen Downlight (page 6)



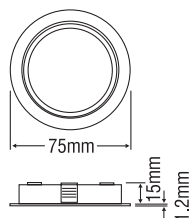
ARF Downlight Kits (3 x ARF Downlights and 70W Transformer)

Finish	Code
White	1-631-100
Stainless Steel	1-631-105



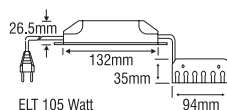
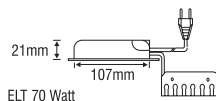
Finish	Code
Chrome	1-631-130
Stainless Steel	1-631-135
Gold	1-631-140
White	1-631-145

Motion/Touch Sensor to suit ARF Downlight (page 6)



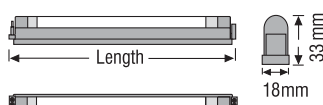
Finish	Code
Chrome	1-631-152

ELT Safety Isolating Transformer (page 7) Suits EBS Sensor Switch (refer page 6)



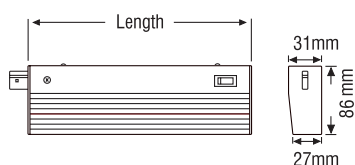
Watt	Code
70 Watt	1-631-600
105 Watt	1-631-605

Slimlite SL Compact, "Cool", Bright Fluorescent (page 8)



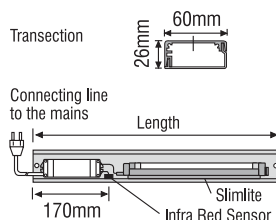
Length	Watt	Code
257mm	7 Watt	1-631-555
333mm	10 Watt	1-631-557
512mm	18 Watt	1-631-559

MK2.1 Flat Furniture Fluorescent (page 10)



Length	Watt	Code
320mm	8 Watt	1-631-545
550mm	13 Watt	1-631-546

SIL Interior Cabinet Fluorescent with 'Magic Eye' (page 10)



Length	Watt	Code
480 - 560mm	7 Watt	1-631-565
560 - 735mm	10 Watt	1-631-567
735 - 1200mm	18 Watt	1-631-569


Product Comparison Chart

Product Comparison: Transformers	Hera	Competitors
<ul style="list-style-type: none"> • Voltage compensation circuit (prevents premature bulb failure) 	✓	—
<ul style="list-style-type: none"> • Overheat protection 	✓	—
<ul style="list-style-type: none"> • Short-circuit protection 	✓	—
<ul style="list-style-type: none"> • Overload protection 	✓	—
<ul style="list-style-type: none"> • Auto-reset technology (electronic circuitry operates “without” fuses and resets on short-circuit, overheat or overload) 	✓	—
<ul style="list-style-type: none"> • Terminal block is an integral part of transformer (easy snap-in connections) 	✓	—

Product Comparison: Spotlights	Hera	Competitors
<ul style="list-style-type: none"> • Spotlights can be easily recessed into a niche or offset via a 7mm or 23mm distance ring 	✓	—
<ul style="list-style-type: none"> • Aluminium reflectors (provide high light output) 	✓	—
<ul style="list-style-type: none"> • Air ventilation system (better dissipation and low surface temperatures) 	✓	—
<ul style="list-style-type: none"> • Special heat resistant plastic 	✓	—
<ul style="list-style-type: none"> • Plastic flange behind reflector (insulates surface from reflector, less surface heat) 	✓	—
<ul style="list-style-type: none"> • Upgraded lamp socket (specially designed to handle high temperatures which eliminates future problems with relamping) 	✓	—
<ul style="list-style-type: none"> • Frosted lens is standard (allows for better light distribution and less glare) 	✓	—
<ul style="list-style-type: none"> • German plating (high quality plating, will not flake or bubble) 	✓	—



Best Service. Best Value. Best Advice.



Australian Capital Territory

Canberra (02) 6297 3844

New South Wales

Sydney (02) 8784 4444

Coffs Harbour (02) 6651 2488

Newcastle (02) 4953 6666

Northern Territory

Darwin (08) 8947 4789

Queensland

Brisbane (07) 3244 3244

Bundaberg (07) 4151 1171

Cairns (07) 4035 2316

Gold Coast (07) 5596 3855

Mackay (07) 4951 1922

Rockhampton (07) 4928 0000

Sunshine Coast (07) 5493 8188

Townsville (07) 4779 0717

South Australia

Adelaide (08) 8295 2400

Victoria

Melbourne (03) 9722 5444

Bendigo (03) 5444 4594

Geelong (03) 5277 3388

Western Australia

Perth (08) 9249 5399

NEW ZEALAND

Auckland +64 9 444 6357

www.lincolnsentry.com.au

sentrysales@lincolnsentry.com.au